



DIOPTRIX

YOUR PARTNER
in veterinary
ophthalmology

Catalogue



DISPOSABLE

Strips



ROSIX

- Detect superficial ulcers and keratitis

OCHREX

- Detect foreign bodies and deep ulcers on cornea




SCHIRMER TEST

- Measurement of tear production for dry eye with blue mark

DISPOSABLE

Bio material



AMNIO TEK.VET

- Dehydrated Amniotic membrane
- Sheet 3 x 3 mm 100 µm
- Sheet 2 x 2 mm 150 µm



THE BEST COMBINATION FOR CORNEAL AND ADNEXAL SURGERY



FIBRINTEK

- Human Plasma Glue
- Fibrinogen & Thrombin



VETSHIELD

- Corneal collagen shield, dissolves in 72 hours, recommended in superficial ulcers
- Box of 6 pieces



ACELL VET

- For corneal ulcers & sequesters
- Basal membrane + lamina Propria of porcine urinary bladder

Sponges



XSPONGE

- Sterile Cellulose Surgical Spears
- Highly absorbent
- Fast wicking action
- Triangle shaped for use in delicate surgical area
- Each box contains 200 spears (40 pouches of 5 sterile cellulose sponges)


CELLULOSE SPONGE

High quality cellulose sponge spears specifically designed for fast and high capacity fluid absorption. •Straight or 45° angle
 •5 Cellulose Spears per pouch
 •50 pouches per box



CELLULOSE ABSORBENT STICKS

Highly absorbent and lint free cellulose sponge sticks are specifically designed for fast and high capacity fluid absorption.
 •50 pcs per box



Cataract surgery



MYOTIX

- Use in case of pre-op problems or to act on the post-op intraocular pressure.
- The time to obtain the myosis is very short.
- Decrease the peak of the intraocular pressure in the 3 to 5 first hours.
- 1 ml vial



XBLUE

- Staining solution for cataract surgery
- Facilitates the capsulorhexis during the cataract surgery
- 1 ml vial
- For intraocular use only



BSS SOLUTION

- Each plastic bottle have 500 ml
- Available in cartoon of 10 bottles

Knives



KNIVES 15 - 30 - 45°

- Extremely sharp cutting edge
- Polycarbonate Handle
- Sterile in pouch
- blade angulation available: 15°, 30, 45°
- Box of 5, corneal dissection, side port incision



CRESCENT KNIVES

- Extremely sharp cutting edge all along the blade circumference, used for lamellar keratectomies
- Box of 5 sterile knives



KNIVES 1.8 - 3.2 MM

- Extremely sharp cutting edge
- Polycarbonate handle
- 1,8; 2,4; 2,8 and 3,2 mm phaco incision blades
- Box of 5



Drapes



OPHTHALMIC DRAPES

- Available in pack of 10 drapes
- With or Without pouch
- Cardboard of hundred unit

Suture



SUTURE PGA & NYLON

- From 5/0 to 10/0
- Needle 1/2 and 3/8 spatula
- One or Double needles
- Length : 15 cm, 30 cm, 45 cm
- All size available
- Spatula & Reverse
- Cut needles



Cannulas

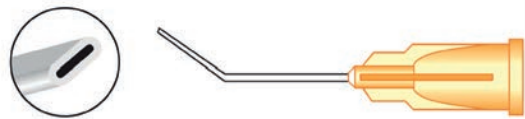
ANTERIOR CHAMBER

- Available in pack of 10
- Needle Length : 22 mm
- Bend Length : 6 mm
- 23, 25 or 27 G



HYDRODISSECTION

- Available in pack of 10
- Needle Length : 22 mm
- Bend Length : 9 mm
- 23 G



COAXIAL

- Straight or 45° angle
- Gauge : 21 G
- Port Size : 0,40 mm



Viscoelastics



D-RHEXX

- High cohesive viscoelastic solution for anterior segment surgery
- 2% sodium hyaluronate
- 1.0 ml sterile single use syringe and bent cannula
- Box with 5 syringes and 5 cannulas



HANAX

- Cohesive and dispersive viscoelastic solution for surgeries the anterior and posterior segments of the eye
- 1.4% sodium hyaluronate
- Molecular weight 2.7 Mio Dalton
- 1 ml sterile single use syringe and bent cannula
- Box with 5 syringes and 5 cannulas



D-VISX

- Dispersive viscoelastic solution for a safe Phaco and IOL implantation.
- 2% hydroxypropylmethylcellulose
- 2.5 ml sterile single use syringe and 23G bent cannula
- Box with 5 syringes and 5 cannulas

Diamond Burr



ALGERBRUSH II

- 1 mm Tip for foreign bodies
- 2.5 / 3.5 mm round Tip
- 5 mm wheel



Trephine

NEW

2.00 mm Diameter
3.00 mm Diameter
5.00 mm Diameter
6.00 mm Diameter
6.50 mm Diameter
7.00 mm Diameter
7.25 mm Diameter
7.50 mm Diameter
7.75 mm Diameter
8.00 mm Diameter
8.25 mm Diameter
8.50 mm Diameter
8.75 mm Diameter
9.00 mm Diameter
9.50 mm Diameter
10.00 mm Diameter
10.50 mm Diameter
11.00 mm Diameter
11.50 mm Diameter
12.00 mm Diameter
14.00 mm Diameter
16.00 mm Diameter
18.00 mm Diameter

SINGLE USE

- The largest diameter size brand for full thickness keratoplasty brings one use, useful and efficient corneal trephines
- 2 to 5 mm : metal
- 6 to 18 mm : plastic



FIXED DEPTH TREPHINE

ready-to-use circular blades designed for accurate fixed depth cutting of corneal donor buttons or the recipient eye during corneal transplant surgery.

7,00 mm Diameter 300 µm
7,00 mm Diameter 400 µm
8,00 mm Diameter 300 µm
8,00 mm Diameter 400 µm

Iris & Capsules Retractors

CAPSULECARE X5

Capsule hooks are used for temporary support of the capsular bag during cataract surgery when the zonules are weak or in case of subluxated lenses.



IRISCARE X5

Iris retractors are used for temporary retraction (pupil enlargement) of the iris where dilation cannot be achieved pharmacologically.



CTR

CAPSAFE : TENSION RING



CapSafe Preloaded Capsular Tension Ring is a single-use injector with a capsular tension ring preloaded in it. A CTR is a highly flexible clear PMMA (polymethylmethacrylate) ring used for expansion and stabilization of the capsular bag to facilitate a safe IOL implantation and maintain a good IOL centration.



MIPL/D18/T3/RT	Preloaded CTR (Type 3 - RIGHT)	CTR Type 3 12.00 mm - 10.00 mm
MIPL/D18/T4/RT	Preloaded CTR (Type 4 - RIGHT)	CTR Type 4 13.00 mm - 11.00 mm

Glaucoma valve

AHMED VALVE VPF7 & VPF8



- Implantation of Ahmed glaucoma valve is an effective surgical technique to reduce intraocular pressure in patients affected with glaucoma.
- Two sizes
VPF 7 Standard
VPF8 Pediatric

Intrasceral implants

CATS AND DOGS



- Carter sphere silicone spheres (unsterile)
- Diameter in mm : 12-13-14-15-16-17-18-19-20-21-22-23-24-26
- Scleral spheres available per unit
- Or per 10 implants kit of same or different diameter

EQUINE



- Brown silicone spheres (unsterile)
- Diameter in mm : 38-40
- Scleral spheres available per unit

Intraorbital implants



EQUINE PROTHESIS

- Silicone implant (not sterile)
- Standard / Medium / Large
- Uniquely configured to the equine orbit.
- Fits large adult horses and is easily shaved to fit foals and/or ponies.
- For intra orbital use only.

Accessories





CALIPER 40 MM



CARTER SPHERE

- For intrascleral implant

IMPLANTS



DIOP intraocular lens Aspheric Optic



4 years post-op cataract surgery

DIOP®

- Haptic angulation : 10°
- Optic size : 6.25 mm
- Haptic design : One piece lens 360° square edge technology
- Material : 25 % Hydrophilic acrylic
- Long term PCO free visual axis
- Available in size : 12 - 13 - 14 mm

Injector



IMPLANTS



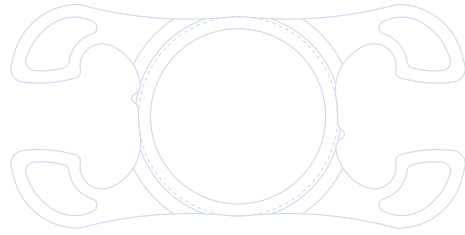
DIOP Air preloaded Hydrophobic intraocular lens



DIOP® Air

- Haptic angulation : 6°
- Optic size : 6.25 mm
- Haptic design : One piece lens 360° square Hydrophobic
- Material : Hydrophobic acrylic
- Available in size : 12 - 13 - 14 mm
- Sterile Under Blister
- Preloaded inside its own injector

**MORE SECURE
NO MANIPULATION
THE BEST COMPROMISE
FOR YOUR DIABETIC
CATARACT**



UNIVERS
Aberration free aspheric lens

One compressible size !

Universal Size Preloaded Flexible IOL makes the injection safety and reproducible

SAFETY

- Design
- 4 point fixation haptics
- 360° C-Edge+ square edges
- Orientation notch on optic edge
- Truly MICS enhanced characteristics

REPRODUCIBILITY

- Optic
- 6 mm diameter optic
- Anatomically friendly with only one compressible size for three overall diameter
- Aberration neutral Aspheric lens
- Posterior shift features

UNIVERS
Aberration free aspheric lens

UNIVERS
Aberration free aspheric lens



Overall diameter
14 > 12 mm
incision size : 2,4 mm

- 41D
- 53D
- 58D

Overall diameter
11 > 9 mm
incision size : 1,8 mm



NEW

Injector Univers



Two injection methods at your choice
PRESSURE OR ROTATION



Diagnosis / ERG PLR

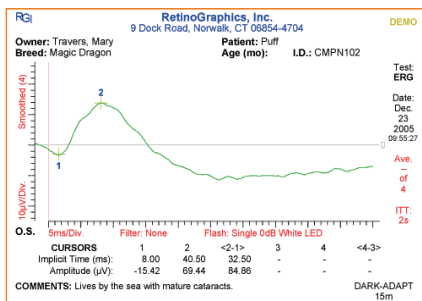


RETINOGRAPHICS - BPM 300

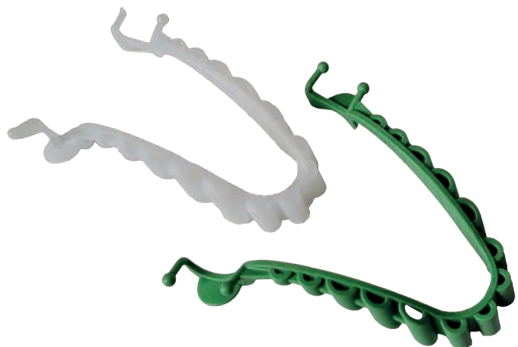
- New electrodiagnostic system for ERG and VEP tests
- Extremely portable
- Sensitive button for running and saving the curves.
- Full native compatibility with Window & Mac
- No practical limit to number of waveforms stored



BPM 300 SOFTWARE




No more extra interferences with our new erg's PER (plastic eyelid retractors) - Autoclavable



BPI - 50

- For testing retina and optic nerve function used on the evolution of spectral properties of the pupil light reflex.



ERG JET

- Corneal contact lens electrode with golden ring / light transmittance 91,4%



GRASS ELECTRODE

- 12 x 0,40mm sub dermal stainless steel needle electrode DIN 42802 connector 1m long

Diagnosis / Fundus lenses



VOLK MACULA 5.5

- Field of view : 56°/73°
- Image magnification : 2.68 x
- Working distance : 40 mm



VOLK 20 D

- Field of view : 46°/60°
- Image magnification : 3.13 x
- Working distance : 50 mm

Available in 7 Different Colors



VOLK PAN RETINAL 2.2

- Field of view : 56°/73°
- Image magnification : 2.68 x
- Working distance : 40 mm



VOLK 30 D

- Field of view : 58°/75°
- Image magnification : 2.15 x
- Working distance : 30 mm



VOLK 40 D

- Field of view : 69°/90°
- Image magnification : 1.67 x
- Working distance : 20 mm



DIGITAL WIDE FIELD

- 135 D Volk lens for indirect ophthalmoscopy using your slit lamp
- Extremely wide field of view approximately 125°




VOLK 90 D

- Field of view : 74°/89°
- Image magnification : 0,76 x
- Laser Spot Mag : 1,32 mm

Available in 7 Different Colors

Diagnosis / Gonioscopy lenses



VOLK VG2



VOLK VG4

• The irido corneal angle examination becomes simple and fast as soon as you improve your skills using the Volk indirect gonioscopy lenses. First, the two mirrored Volk VG2 then 4 mirrors VG4 then 6 for the VG6.



VOLK VG6



- Mirror angles : 6 x 63° for gonioscopy
- Image magnification : 1.0 x
- Contact diameter : 8.4 mm



OCULAR KOEPPEL LENS

- For direct gonioscopy
- Image magnification : 1.53 x
- Available in : 12, 14, 16, 17, 18, 19 mm



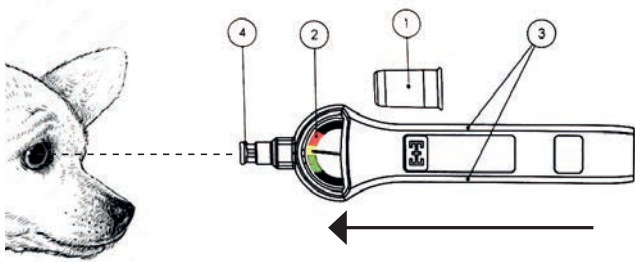
ZEK

Diagnosis solution, bubble free, to fill in diagnosis lenses concavity (Koeppel, Volk VG4)- protects the cornea of dryness during the examination.

IOP Vet

Brand new easy to use and read, tonometer for :

- Pet's owners to conduct and monitor themselves the intraocular pressure of their animal at home.
- For the general practitioner to check the pressure each time they have a red eye in the clinic to be able to refer earlier the client to the specialist if it is an emergency.



- ① Blue protective cap
- ② Scale for reading intraocular pressure
- ③ Holder / finger rest
- ④ Contact element (footplate with plunger)



- Normal
- Elevated
- Severely elevated
EMERGENCY



USER GUIDE AND MAINTENANCE
SCAN ME!



Tono - Vera Vet

The Right Measurement
Right Away

See your confidence in a single automated IOP measurement with ACTIVIEW POSITIONING SYSTEM

TonoVera Vet done for Vet Ophthalmologists is the brand new rebound tonometer which features a revolutionary positioning technology.

No topical anaesthesia is necessary. TonoVera Vet propulses itself the probe automatically without pressing the trigger. In case of difficult patient or unreflective cornea, the automatism can be disengaged so; TonoVera Vet works like a common rebound tonometer maintaining the pressure onto the trigger.

The Bluetooth mode ships your results towards your computer and makes Tono-vera Vet a really unique device



- 1 Selected Species
- 2 Battery Status
- 3 Bluetooth® Connectivity
- 4 ActivView Target
- 5 Probe Angle Indicator
- 6 Number of Measurements
- 7 Measure Mode
- 8 OD (Right Eye)
- 9 Access to Menu
- 10 OS (Left Eye)
- 11 Select OD/OS Buttons

TONOPEN VET AVIA

- Digital applanation tonometer



Diagnosis / Slit lamp



DIOPTRIX PSL LED

- Slit length : 12 mm
- Filters : Colbat blue, Green, Diffuser
- Magnification : 10x & 16 x
- Working distance : 80 mm
- Max illumination : 50 000 Lux
- White LED
- 2 x AA 1,2V NiMH rechargeable batteries



UNIVERSAL SMARTPHONE ADAPTOR

Diagnosis / Indirect ophthalmoscopy



SO-2200

- Binocular Indirect Ophthalmoscope with LED lamp technology



SO-2700

- Head Mount Wireless Binocular Indirect Ophthalmoscope with adjustable PD and Aperture

Cryotherapy



CRYOSTAR

- Constant temperature of -89° obtained in less than 3 seconds
- In 2 seconds, the tissue is frozen at -40° up to 3 mm deepness
- Precise destruction thanks to its 1 mm diameter ceramic tips
- Not necessary to empty the cartridge at each use


Cryo cartridges are available from DIOPTRIX

Electrocauteries



ELECTROCAUTERIES

- Disposable
- Powered by internal long battery
- Temperature : 600°
- Available in pack of 10



MULTIWAVE CXL

the first vet ophthalmic cross linking device with homogeneous beam at any spot size and working distance.

- 365 nm UV Led light
- Air Cooling probe
- **Cylindrical beam**
- **No working distance**
- Homogeneous irradiance at any distance and any spot size

Six preset power; changeable parameter, time and mode

Spot size from 3 mm up to 30 mm continuously by diaphragm.

Made in France



RIBOFLAVIN NANO XL



3 ml 0,1% Isotonic Riboflavin syringe with HPM
1,5 ml 0,1% Hypotonic Riboflavin syringe

Magnifying Loupes



TTL QUICK LOUPES

- Sporty and wraparound design
- Ergonomic frame for an optimal weight distribution
- High optical quality
- Integrated coverage of the lateral areas
- Three Pupil Distance : Small - Medium - Large
- Adjustable nose pad

	Working distance	Field of view	Dept of field
TTL - 2,5 X	300	90	78
	350	104	105
	400	122	135
	450	135	160
	500	148	200



LYNX FAMILY

Blue light compliant
 Color temperature: 5700 K
 Brightness: 38000 lux
 Battery life: 50 hours/up to 18 hours full power
 Headlight weight: 10,5 g

EOS WIRELESS LED



EOS Wireless is the total absence of cables combined with the power, lightness and battery life. The new lighting incorporates Advanced Hand Gesture Recognition technology.



Aseptic control



PRISMATIC LOUPES

- Unique ergonomic frame
- Extremely intuitive adjustment of the optical system
- Higher magnification for improved effectiveness of interventions
- Adjustable nose pad
- A magnetic LED can be fixed on the middle of the loupes

	Working distance	Field of view	Dept of field
AIR - X - 3,5 X	300	58	36
	350	72	55
	400	78	78
	450	91	84
	500	104	102
AIR - X - 4,5 X	300	44	25
	350	56.5	32
	400	61	43
	450	72	59
	500	83	79
AIR - X - 6 X	300	36	20
	350	47.2	27
	400	52.4	38

UNIVET HEADBAND



- A unique professional veterinary ophthalmology headband for UNIVET magnification loupes range.
- The frontal articulation allows you to use it both seated and standing without damaging your back.
- Particularly useful and efficient for large animal ocular surgeries

Wall mounting availability



Operating Microscopes



SO-111 TZ

- Smaller and lighter than ever!
- Lifetime LED light. No bulb failure to interrupt surgery.
- Manual focus and zoom model.
- UV and Blue Light Hazard protection for patient safety.
- Cold light. No harmful infrared.
- Universal AC voltage input or 12 volt battery.
- Table clamp convenience.



SO-5000 TF

- New digital technology.
- Inbuilt function monitoring.
- A fully integrated microscope.
- Table mounted microscope.
- Foot controlled focus and manual zoom model.
- High resolution Olympus optics.
- Coaxial LED light
- remove the cost and inconvenience of spare bulbs for the life of the microscope.
- Universal AC voltage input or 12V battery.

Options include

- assistant microscope
- Aluminium transit case.
- PD adjuster
- Lightweight floor stand.



SO-5000 TFZ

- Table mounted microscope.
- LCD function display with push button Control.
- Inbuilt function monitoring.
- A fully integrated microscope.
- Foot controlled focus, zoom and light intensity model.
- High resolution Olympus optics.
- Coaxial LED light
- remove the cost and inconvenience of spare bulbs for the life of the microscope.
- Universal AC voltage input or 12V battery.

Options include

- assistant microscope
- aluminium transit case.
- PD adjuster
- Light weight floor stand

SO-5000 SE



- T- Sturdy floor stand mounted.
- Foot controlled focus, zoom and light intensity.
- High resolution Olympus optics.
- Coaxial LED light
- Remove the cost and inconvenience of spare bulbs for the life of the microscope.
- Operate from mains power (with internal regulation for voltage fluctuations) or 12V battery.
- Includes coaxial streaming video & assistant microscope

Options

- aluminium transit case for microscope.
- PD Adjuster



SO-5900

- LCD function display.
- Fully integrated microscope.
- Inbuilt function monitoring.
- XY location movement
- $\pm 25\text{mm}$ from centre.
- Sterile (no-touch) return to centre function.
- Floor stand mounted.
- Foot controlled focus, zoom, lighting and XY
- High resolution Olympus optics.
- Coaxial LED light

Remove the cost and inconvenience of spare bulbs for the life of the microscope.

- Universal AC voltage input or 12V battery.
- Includes coaxial video system with LCD monitor

SO-5500



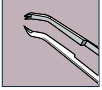
- Heavy Floor Stand
- Suitable for all Scan Optics
- LED microscope models
- Very stable, weight: 42Kg
- Easy to assemble
- Large (100mm diameter) high quality lockable castors
- Pillar height: 746mm, Base 790 x 512mm
- Dimensions when packed (2 boxes, 22 & 18Kg) 910 x 280 x 270mm each

INSTRUMENTS

COLIBRI FORCEPS

1 X 2 teeth 0.12 mm
Platform - L = 85 mm

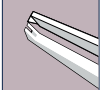
REF : 0.11113



BONN FORCEPS

1 X 2 teeth 0.12 mm
5.0 mm Platform - L = 105 mm

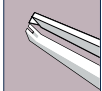
REF : 0.11141



PAUFIQUE FORCEPS

1 X 2 teeth 0.4 mm
Delicate - L = 85 mm

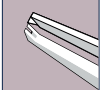
REF : 0.33001



ELSCHNIG FORCEPS

1 X 2 teeth 1 mm
Delicate - L = 108 mm

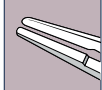
REF : 0.11159



GIRARD TYING FORCEPS

244.5 mm Platform
L = 105 mm - Straight

REF : 0.11041



CHALAZON FORCEPS

REF : 0.11408



BISHOP HARMON FORCEPS

1 X 2 teeth 0.2 mm
Delicate L = 85 mm

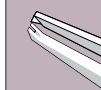
REF : 0.11156



CASTROVIEJO FORCEPS 0.3

1 X 2 teeth 0.3 mm
5.0 mm Platform - L = 108 mm

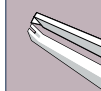
REF : 0.11158.03



CASTROVIEJO FORCEPS 0.5

1 X 2 teeth 0.5 mm
5.0 mm Platform - L = 108 mm

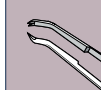
REF : 0.11158.05



UTRATA CAPSULORHEXIS FORCEPS

Fine - 45° - Delicate
L = 105 mm

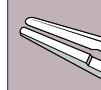
REF : 0.11201



GIRARD TYING FORCEPS

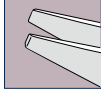
Curved
244.5 mm Platform
L = 105 mm - Straight

REF : 0.11042



CILIARY FORCEPS

REF : 0.11412



INSTRUMENTS

STEVENS SCISSORS

19 mm blunt blades - L = 100 mm

REF : 0.33033



WESCOTT SCISSORS

10.5 mm blunt blades
L = 105 mm
Curved

REF : 0.13058



UNIVERSAL SCISSORS

16 mm blades
L = 116 mm
Curved

REF : 0.13030



CASTROVIEJO CORNEAL SICCORS

13 mm blunt blades
L = 105 mm
Right : REF 0.13027
Left : REF 0.13028



VANNAS SCISSORS

15 mm blades
L = 118 mm
Curved

REF : 0.13041



IRIS BIOPSY SCISSORS

15 mm blades
L = 118 mm
Angled

REF : 0.13042



UTOFF SCISSORS

For a large capsulorhexis incision.
Very strong curved blades

REF : 0.11113



VANNAS SCISSORS

15 mm blades
L = 118 mm

REF : 0.13029



INSTRUMENTS

REVERSIBLE LID SPECULUM

REF : 0.15006



CALIPER 40 MM



ENTROPION FORCEPS

REF : Left : 0.2584-28
Right : 0.2585-28



CASTROVIEJO NEEDLE HOLDER

9 mm jaws
L = 125 mm
without lock : REF O.12213
with lock : REF O.12214



CASTROVIEJO NEEDLE HOLDER

REF : 0.12204

Delicate jaws
L = 140 mm



CURVED NEEDLE HOLDER

REF : 0.12011

11 mm jaws
L = 115 mm



CANNULAS

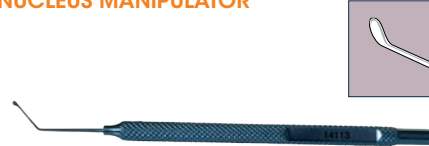
Please ask us.



INSTRUMENTS

NUCLEUS MANIPULATOR

REF : 0.14113



PHACO CHOPPER

REF : 0.14136



PAUFIQUE KNIFE

REF : 0.15027

Corneal debridment tool.



CYCLODYALYSIS SPATULA CURVED

short 10 mm REF : 1986-10
long 15 mm REF : 1986-15



DOUBLE ENDED CYCLODIALYSE SPATULA

REF : 0.33002



UNIVERSAL PRE CHOPPER


REF : 0.11391

12 mm angled L = 120 mm
Max opening 3 mm




Plastic sterilization tray only wet heat

LARGE TRAY



DOUBLE STERILIZATION TRAY

- 254 mm x 152 mm x 50 mm
- Double level



Prestige Instrument

A mix of titanium and stainless steel

The metallic protection for the tip is sterilisable with the instrument



Available colors



DOGGLES

Doggles® Eye Protection for Dogs are the first and only true eye protection designed and manufactured solely for dogs.

Doggles are recommended by Vet Ophthalmologists to protect your patients in case of chronic superficial keratitis (UV provocation) and for post-op surgery.

Doggles ILS come in 5 sizes, to fit dogs from 0.5 kg to 90 kg : XS, S, M, L, XL

Benefits

- 100% UV protection
- Shatterproof lenses
- Anti-fog lenses
- Super flexible rubber frame
- Interchangeable, removable lenses





VIZOOVET[®] PROTECT



Short prescription
10 x 0,5 ml ampoules

Long prescription
10 ml

The eye drops of first intention

Naturally Effective



Propolis



Aloe Vera



Chamomille

Triple action for ocular surface disease :

- Immediate lubrication and comfort
- Short term ocular surface protection
- Long term management and recovery

No antibiotic - No corticosteroids - No preservative
Anti-inflammatory - antibacterial and antiviral action

VIZOOVET

- 10 x 0,5 ml ampoules of Propolis/Aloe Vera/Chamomile drops .
- **Naturally Effective on dry eye, KCS, allergic conjunctivitis and corneal erosion.**
- Drops down the tear osmolarity to its normal level and relieves the pain in a very short time.
- No more eye blinking and scratching after 15:20 days instillation

COMPOSITION



PROPOLIS is a special type of bee wax specifically used for protection of bee hives from surrounding factors. It's been used for centuries worldwide for various health issues. Many scientific studies have indicated its antibacterial, anti-inflammatory, pain relief and immune stimulating abilities. Rich in polyphenols and other components, this natural ingredient may play an important role in protection of the ocular surface.



ALOE (lat. Aloe Vera) is a well-known and widely used plant known for its lubricating and protective abilities. Many scientific studies have indicated its ability to relieve and restore. Containing aloins and emodins among others, it's indicated for recovery and comforting, also in fighting various inflammations.

This natural ingredient may play an important role in the comfort and protection of the ocular surface.



CHAMOMILE (lat. Chamomilla Matricaria) is one of the most well-known and used plant. Containing alfa-bisabolos and azulens among other components this plant is indicated as a spasmolytic and antiseptic within scientific studies. This natural ingredient may play an important role in protection and comfort of the ocular surface.

Positive actions on the most common contaminants :

Streptococcus pneumoniae	✓		
Staphylococcus aureus	✓	✓	✓
Staphylococcus epidermidis	✓		
Serratia marcescens	✓		
Corynebacterium sp	✓	✓	
Leptospira spp.	✓		
Haemophilus influenzae	✓		
Pseudomonas aeruginosa	✓	✓	
Escherichia coli	✓	✓	✓
Micrococcus flavus	✓		
Proteus mirabilis	✓	✓	
Proteus vulgaris	✓	✓	
Citrobacter freundii	✓		
Adenovirus	✓		
Herpes simplex	✓	✓	✓
Varicella zoster	✓	✓	
Poliiovirus	✓	✓	
Cytomegalovirus	✓		
Candida albicans	✓	✓	
Cryptococcus neoformans	✓		
Aspergillus niger	✓	✓	✓
Aspergillus flavus	✓	✓	✓

■ Aloe ■ Chamomilla ■ Propolis



THERAPEUTIC

OPTIXCARE

Surgical Ocular Lubricant



I LID & LASH



- Cleansing gel with Hyaluronan for eyelids and eyelashes for companion animals.

- May be used to remove excess secretions and debris from eyelids and eyelash.

Recommended for use daily.

I-DROP VET PLUS

- I-Drop Vet PLUS is the lubricating solution that brings immediate and lasting relief with every blink for companion animals suffering from conditions such as seasonal or allergy-induced ocular surface disorders.

Delivered in a convenient and economical format, I-Drop Vet PLUS continually refreshes and stabilizes the tear film providing superior comfort with fewer applications.



NEW

RECONDITIONED EQUIPMENT Stellaris Bauch & Lomb with all accessories





DIOPTRIX

Tel : + 33.(0) 5.34.30.12.44

Fax : +33.(0) 5.61.61.09.95

Mail : info@dioptrix.com

21, Rue Léonce Félix Gonzales

31400 Toulouse - FRANCE

www.dioptrix.com