



IDEXX VetConnect **PLUS**

OER Distributor Support



Τι είναι το VetConnect Plus?

[VetConnect PLUS](#)



Τι είναι το IDEXX VetConnect Plus?

- Είναι ένα εργαλείο web ώστε να βλέπετε όλα τα αποτελέσματα εξετάσεων που τρέξατε στον αναλυτή IDEXX.



IDEXX SmartService™





<http://www.vetconnectplus.com>

IDEXX VetConnect⁺PLUS

VetConnect[®] User Name

Password

Remember me

Sign In

VetConnect PLUS is now available in South Africa -
[Click here for more information](#)

[Having trouble signing in?](#)

IDEXX VetConnect⁺PLUS

VetConnect[®] User Name

Password

Remember me

Sign In

VetConnect PLUS is now available in South Africa -
[Click here for more information](#)

[Having trouble signing in?](#)

To use VetConnect PLUS, enter your VetConnect credentials. If you have forgotten either your user name or password, please contact your practice administrator or call IDEXX Customer Support: +27 11 466 9270

Important!!;
explain to customers this is for SA customer only



Όλες οι οθόνες στο internet

Welcome!

VetConnect PLUS is now available in South Africa

[Click here for more information](#)

The VetConnect PLUS advantage

- Results anywhere and anytime
- Single screen patient history
- Interactive trending graphs
- Results sharing

Activate your IDEXX VetLab Station

Print or view the IDEXX VetLab Station instructions.

When you're done, you'll begin seeing your results in VetConnect PLUS.

Patient information score: ★★★★★

Congratulations!


Keep up the good work of providing complete patient information when requesting tests on your IDEXX VetLab Station!

Complete patient information helps match historic test results to the right patient.

Notifications and results anytime, anywhere



By Date	By Vet	Filter recent patients
THURSDAY, 20 MARCH 2014		
FATTY MAGDO NELSEN (45509)	4:36 PM	Catalyst One Chemistry Analyser
THURSDAY, 23 JANUARY 2014		
DUNCAN MCPLOYE (13112A)	3:19 PM	Catalyst Dx Chemistry Analyser ProCyt Dx Haematology Analyser VetLys Electrolyte Analyser
MONDAY, 30 MAY 2013		
MAC REYNOLDS (24902A)	3:58 PM	Catalyst Dx Chemistry Analyser ProCyt Dx Haematology Analyser VetLys Electrolyte Analyser
WEDNESDAY, 17 SEPTEMBER 2012		
TRICKY KENT (824q-1)	8:23 AM	VetLys Electrolyte Analyser ProCyt Dx Haematology Analyser Catalyst Dx Chemistry Analyser
MONDAY, 10 SEPTEMBER 2012		
CHARLIE KELLY (1627C)	10:50 AM	VetLys Electrolyte Analyser Catalyst Dx Chemistry Analyser ProCyt Dx Haematology Analyser
WEDNESDAY, 23 MAY 2012		
TWISTER POWERS (126q-1)	10:57 PM	2002 Sancer Profile with Spec cPLU-Canine
WEDNESDAY, 25 APRIL 2012		
サッシャスレイター (4658x-1)	4:03 AM	3132 Sancer Profile with CaniSpec® proBAP-Paliva
THURSDAY, 23 AUGUST 2011		
TWISTAH POWAHHS	12:15 AM	7725 Special Heartworm Antigen by ELISA-Canine*
MONDAY, 22 JULY 2010		
TWISTAR POWERRS	12:38 AM	7725 Special Heartworm Antigen by ELISA-Canine*





Πάντα και Οπουδήποτε

Welcome!

VetConnect PLUS is now available in South Africa

[Click here for more information](#)

The VetConnect PLUS advantage

- Results anywhere and anytime
- Single screen patient history
- Interactive trending graphs
- Results sharing

Activate your IDEXX VetLab Station

Print or view the IDEXX VetLab Station instructions.

When you're done, you'll begin seeing your results in VetConnect PLUS.

Patient information score: ★★★★★

Congratulations!

Keep up the good work of providing complete patient information when requesting tests on your IDEXX VetLab Station!

Complete patient information helps match historic test results to the right patient.

Notifications and results anytime, anywhere

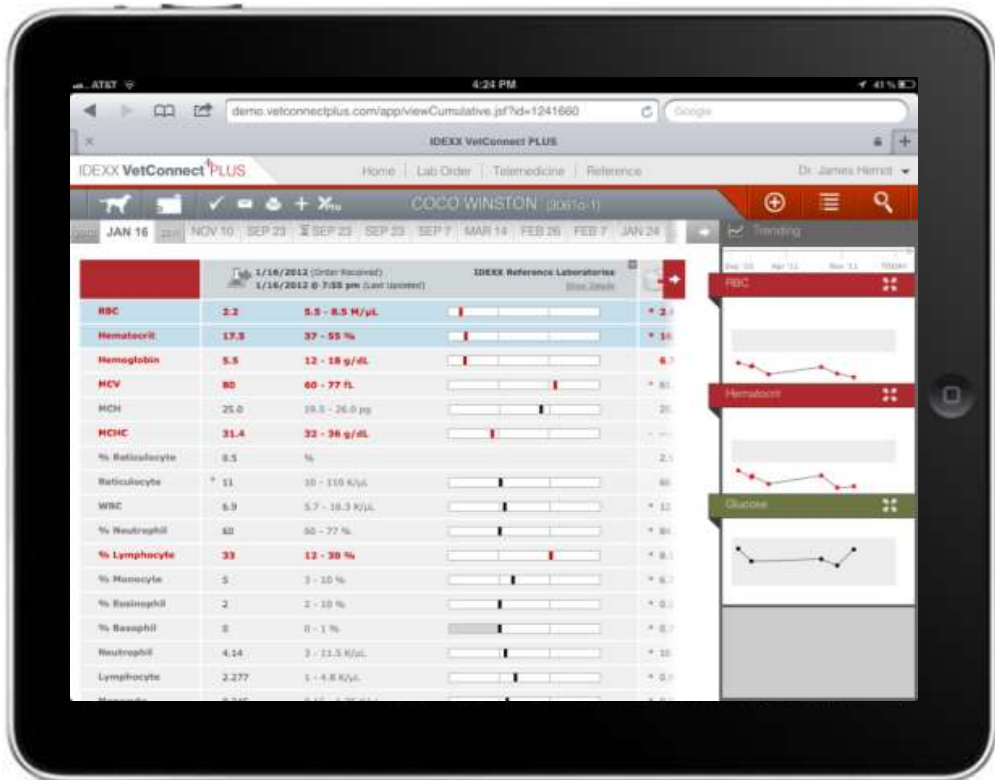


By Date	By Vet	Filter recent patients
THURSDAY, 20 MARCH 2014		
FATTY MAGDO NELSEN (45509)	4:36 PM	Catalyst One Chemistry Analyser
THURSDAY, 23 JANUARY 2014		
DUNCAN MCPLOYLE (13112A)	3:19 PM	Catalyst Dx Chemistry Analyser ProCyt Dx Haematology Analyser VetLys Electrolyte Analyser
MONDAY, 30 MAY 2013		
MAC REYNOLDS (24902A)	3:58 PM	Catalyst Dx Chemistry Analyser ProCyt Dx Haematology Analyser VetLys Electrolyte Analyser
WEDNESDAY, 17 SEPTEMBER 2012		
TRICKY KENT (824q-1)	8:23 AM	VetLys Electrolyte Analyser ProCyt Dx Haematology Analyser Catalyst Dx Chemistry Analyser
MONDAY, 10 SEPTEMBER 2012		
CHARLIE KELLY (1627C)	10:50 AM	VetLys Electrolyte Analyser Catalyst Dx Chemistry Analyser ProCyt Dx Haematology Analyser
WEDNESDAY, 23 MAY 2012		
TWISTER POWERS (120q-1)	10:57 PM	2002 Sancer Profile with Spec cPLU-Canine
WEDNESDAY, 25 APRIL 2012		
サッシャスレイター (4658x-1)	4:03 AM	3132 Sancer Profile with CaniRef@ proBAP-Peline
THURSDAY, 23 AUGUST 2011		
TWISTAH POWAH5	12:15 AM	7725 Special Heartworm Antigen by ELISA-Canine
MONDAY, 22 JULY 2010		
TWISTAR POWERRS	12:38 AM	7725 Special Heartworm Antigen by ELISA-Canine





Στο Τάμπλετ σας (με Internet Browser)

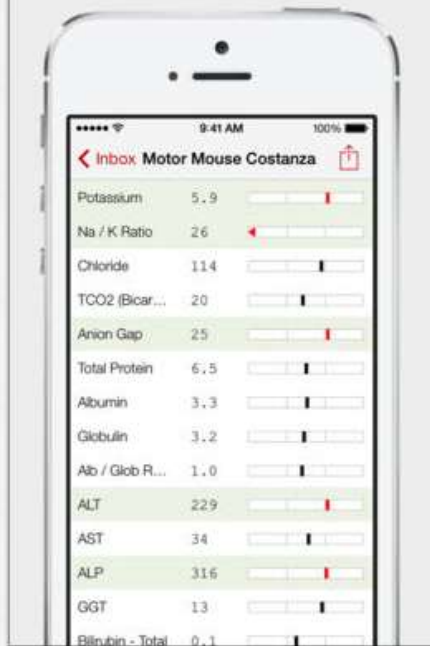




- Εφαρμογή κινητού για SmartPhones:

iPhone Screenshots

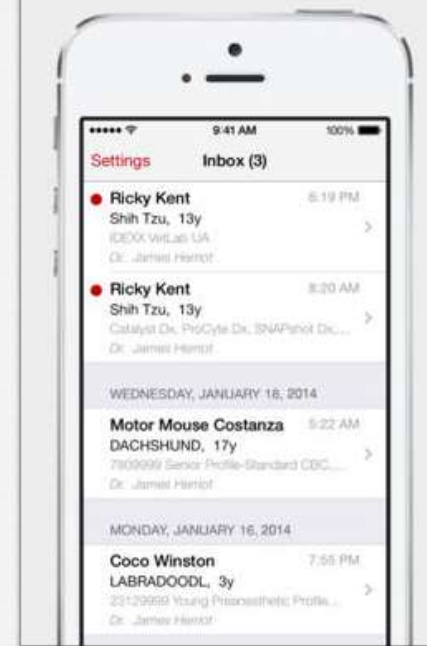
Access IDEXX diagnostic results—anytime, anywhere



Customized alerts when results are ready to review



Personalize the Inbox to see only your patients





Εφαρμογή κινητού



- Διατίθεται στο Apple app store και στο GooglePlay, ΜΟΝΟ Αγγλικά.

Notifications and results anytime, anywhere





Χαρακτηριστικά



Το ιστορικό ασθενούς σε μία οθόνη

IDEXX VetConnect⁺PLUS Home | Telemedicine

TRICKY KENT 824q-1

2013 **27 MAR** 28 JAN 2012 19 DEC 12 SEP 27 AUG 17 AUG 9 AUG 12 JUN 27 MAY 8 MAY 7 FEB 25 JAN 25 JAN

	27/3/13 @ 3:09 pm	28/1/13 2:35 am	19/12/ 3:49 pm
	ProCyte Dx Haematology Analyser Show Details		
▶ RBC	6,78 5,65 - 8,87 x10 ¹² /L	6,74	6,98
▶ Haematocrit	0,432 0,373 - 0,617 L/L	0,422	0,427
▶ Haemoglobin	158 131 - 205 g/L	155	156
▶ MCV	63,7 61,6 - 73,5 fL	62,6	61,2
▶ MCH	23,3 21,2 - 25,9 pg	23,0	22,3
▶ MCHC	366 320 - 379 g/L	367	365
RDW	18,2 13,6 - 21,7 %	18,8	18,8
% Reticulocyte	1,1 %	1,3	0,8
Reticulocyte	75,9 10 - 110 K/μL	86,9	53,7
▶ WBC	7,78 5,05 - 16,76 x10 ⁹ /L	9,05	8,37



Τα αποτελέσματα μπορεί να φαίνονται φυσιολογικά

IDEXX VetConnect Plus Sales Account US
Patient: MOTOR MOUSE COSTANZA (4961T-1)

Chemistry (continued)

Creatinine	1.5	0.4 - 1.8 mg/dL		0.0	0.7
BUN / Creatinine Ratio	92.7			38.0	24.3
Phosphorus	3.8	2.1 - 6.3 mg/dL		3.0	4.7
Calcium	10.2	9.2 - 12.4 mg/dL		10.5	9.8
Sodium	151	141 - 156 mmol/L		150	148
Potassium	4.5	4 - 5.6 mmol/L		5.3	4.9

CREATININE

1.5

0.4 - 1.8 mg/dL



Chemistry

Anion Gap	27	12 - 24 mmol/L	H	25	22
Total Protein	6.8	5.1 - 7.8 g/dL		6.7	6.8
Albumin	3.5	2.5 - 4.0 g/dL		3.7	3.5
Globulin	3.3	2.1 - 4.5 g/dL		3.0	3.4
Alb / Glob Ratio	1.1	0.8 - 1.6		1.2	1.0
ALT	638	0 - 197 U/L	H	398	128
AST	23	0 - 55 U/L		41	28
ALP	376	0 - 398 U/L	H	543	303
GGT	8	0 - 34 U/L		9	8
Bilirubin - Total	0.0	0.0 - 0.4 mg/dL		0.0	0.1
Bilirubin - Unconjugated	0.0	0 - 0.3 mg/dL		0.0	0.0
Bilirubin - Conjugated	0.0	0.0 - 0.2 mg/dL		0.0	0.1
Cholesterol	242	112 - 226 mg/dL		242	278
Amylase	944	458 - 1249 U/L		737	998
Lipase	344	100 - 750 U/L		256	143
Creatine Kinase	99	10 - 200 U/L		82	74
Hemolysis Index	N			**	N
Lipemia Index	N			*	N

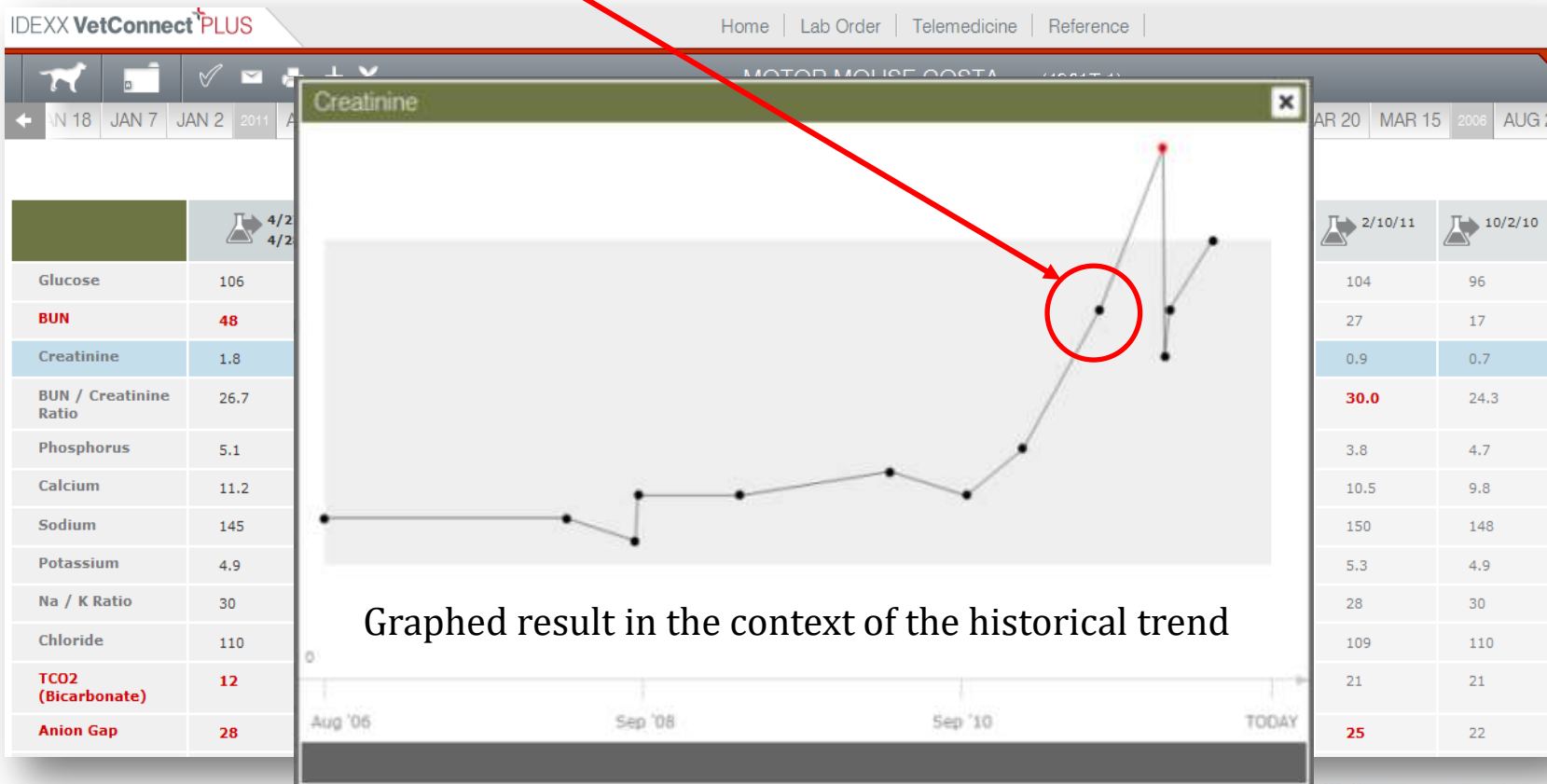


Μέχρι να δείτε την Τάση!

CREATININE

1.5

0.4 - 1.8 mg/dL



Graphed result in the context of the historical trend



Οι τάσεις τυπώνονται μαζί

IDEXX Representative

Patient: HOLLIE COOKE (42791)

Species: Canine

Veterinarian: RB MD

Breed: Yorkshire Terrier

Instrument: Catalyst Dx Chemistry Analyser

Gender: Male

Year of Birth: 2005

Client: COOKE (26021)



Chemistry

2/5/2014 @ 1:12 pm

Urea	30.9	2.5 - 9.6 mmol/L	H 
Creatinine	135.25	44.2 - 159.12 μmol/L	
BUN / Creatinine Ratio	57		
Phosphorus	2.09	0.81 - 2.2 mmol/L	



29/4/14
3:24 pm

72.4

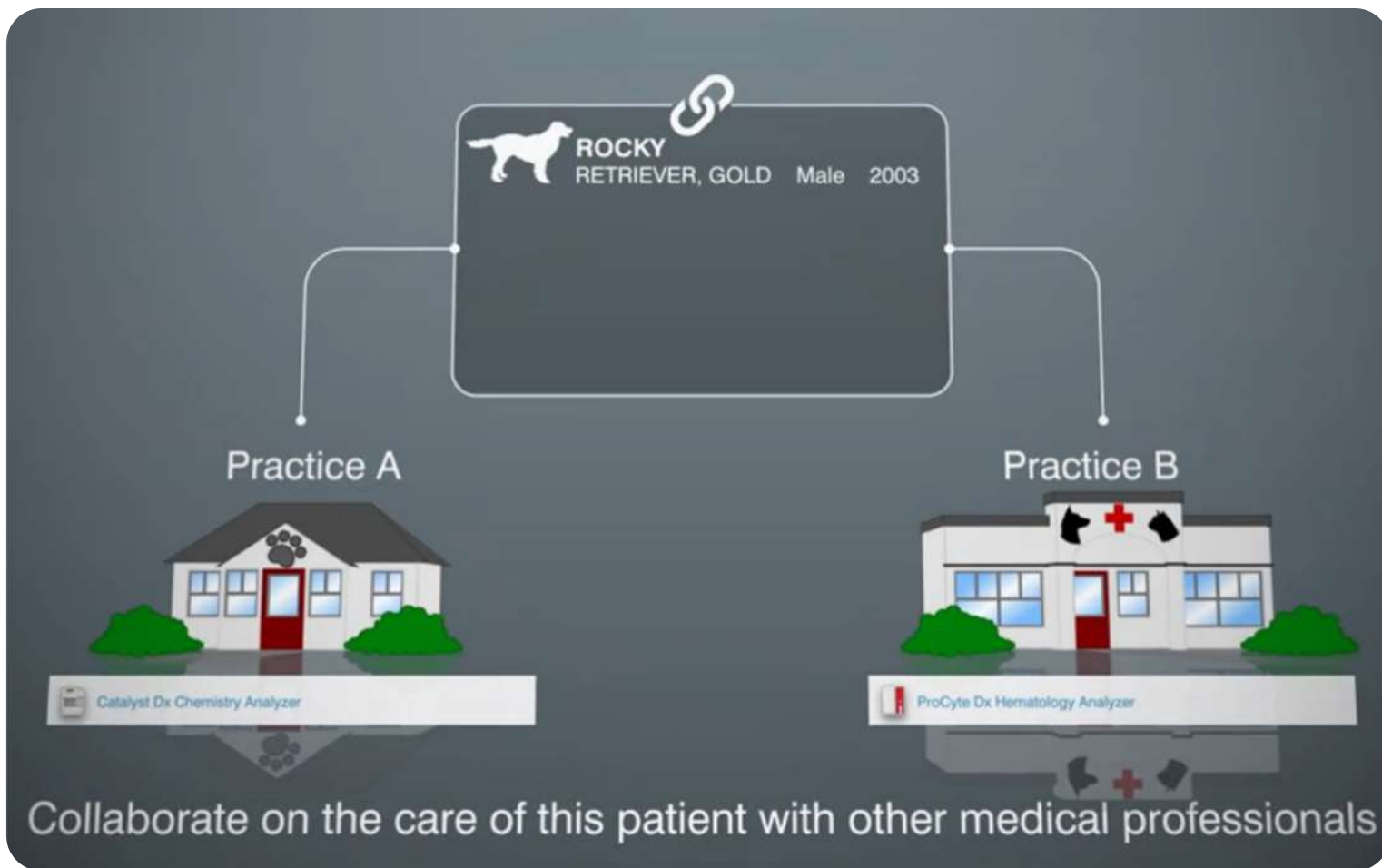


29/4/14
3:08 pm

> 46.4



Μοιραστείτε τα αποτελέσματα





Αποστολή αποτελεσμάτων

EMAIL

Μια φορά
PDF

Ιδιοκτήτες & Ειδικοί
Με οποιονδήποτε

ΣΥΝΕΡΓΑΣΙΑ

Αυτοματοποιημένη κοινοποίηση
Ρυθμίσεις κοινοποίησης

Συνεργαζόμενα ιατρεία & Ειδικοί
Μόνο με το IVLS VC+

The screenshot displays the IDEXX VetConnect PLUS interface. A 'Share' dialog box is open, showing options to 'Email' or 'Collaborate'. The 'Email' option is selected. The 'From' field is set to 'Dr. James Herriot'. The 'To' field is empty. The 'Subject' field contains 'Diagnostic Result for RICKY KENT' and a PDF attachment 'Ricky-Kent-28-08-2014-830991.pdf'. The 'Comments' field is empty. A 'Send' button is at the bottom of the dialog. The background shows a lab results table for RICKY KENT (824q-1) with various test results and a 'Trending' section on the right.

Test	Result	Reference
Calcium	2.4	2.2
Sodium	158	
Potassium	5.5	
Chloride	111	
Total Protein	70	60
Albumin	44	30
Globulin	26	30
Alb / Glob Ratio	1.7	1
ALY	126	11
ALP	233	26
GGT	8	34
Bilirubin - Total	20.53	5
Cholesterol	6.33	6
Amylase	693	60
Lipase	2.332	1



Διαδικασία ενεργοποίησης

1. Ενημέρωση για VC+, ρωτήστε για κωδικό lab#.
2. Συμπληρώστε τη φόρμα και στείλτε τη στην IDEXX.
3. Παραλαμβάνετε στοιχεία login/password απο την IDEXX.
4. Ενεργοποίηση & Εκπαίδευση.
5. Ενημέρωση για διαθέσιμη υποστήριξη.



Φόρμα ενεργοποίησης



IDEXX VetConnect⁺PLUS

IDEXX Laboratories
Scorpius 80 Building F, 2132LR Hoofddorp, Nederland
Tel: +31(0)235587009
Fax: +31(0)235587518
E-mail: distributor-eusupport@idexx.com

Customer Information:

Company Name: (including Legal entity status, such as Ltd.) (Required field)	IDEXX account number / IDEXX Lab account number: (where applicable) /
Practice address:	<input type="text"/>
City: (Required field)	Country: (Required field) Postal Code: (Required field)
Telephone Number: (Required field)	Fax Number: Opening hours
E-mail Address: (Optional field)	VAT registration number: (Optional field) <input type="text"/>

Signed by Signature

Date
.....

Once you have completed this form please fax or e-mail to IDEXX Customer Support at:
Fax: +31-235587518 // E-mail: distributor-eusupport@idexx.com





Ξεχάσατε το password?

- Η Petline στέλνει Email στην Idexx:
Χρόνος επεξεργασίας 24 ώρες
- Το CS στέλνει νέο password στην Petline



Ενεργοποίηση



1^ο Βήμα- URL ενεργοποίηση

Πηγαίνετε στη διεύθυνση

www.vetconnectplus.com και εισάγετε τα στοιχεία που λάβατε σε οποιοδήποτε PC.

IDEXX VetConnect⁺PLUS

Accept the VetConnect[®] PLUS service user agreement

VetConnect PLUS Terms of Service

Attention: Please read the terms of service set forth below (the "Terms of Service") carefully before using this internet site. These Terms of Service may have changed since your last visit to this site. Using this site indicates that you accept these Terms of Service. If you do not accept these Terms of Service, do not use this site.

1. Acceptance of Terms of Service

When using or registering with this site or any Service (as defined in Section 2 below) made available on this site, including, without limitation, the laboratory ordering or telemedicine services, you agree to be bound by these Terms of Service, by and between IDEXX Distribution, Inc., d/b/a IDEXX Computer Systems ("IDEXX", "we" or "us"), and you. These Terms of Service may be updated by IDEXX from time to time without notice to you. You may review the most current version of the Terms of Service at any time at: www.vetconnectplus.com. Furthermore, you acknowledge that you are responsible for maintaining the confidentiality of your account and any login passwords. You are responsible for all uses of your account, whether or not actually or expressly authorized by you. You further agree and acknowledge that the entity on whose behalf you have represented to IDEXX that you are authorized to act, and any representatives of such entity, shall be responsible for all uses of your account. In addition, when using certain portions of

I allow IDEXX to use a tool to analyse usage at my practice in order to optimise my user experience with VetConnect PLUS

Accept Decline

Your patient records are safe. VetConnect PLUS uses secure technology to ensure your practice has complete access to records while keeping them safe from outsiders.

Questions? Call 00800 1234 33 99.



URL - Ενεργοποίηση

Synchronize your in-house diagnostic results



Print Instructions

Note:

Be sure to have your VetConnect user name and password with you

1. On the IDEXX VetLab Station, tap the **Settings** button and then select the **VetConnect PLUS** tab.

Note: the VetConnect PLUS setup screen was first included in the IDEXX VetLab Station 3.26 update. To request this update, contact IDEXX VetLab Support: 1-800-248-2483.

2. Tap the **Activate VetConnect PLUS** button.
3. Accept the VetConnect PLUS user agreement.
4. Enter your VetConnect user name and password.
Any of your practice's user names and passwords will work for this activation.
5. Tap the **Next** button and the IDEXX VetLab Station will confirm a successful activation!

Now return to your VetConnect PLUS screen to finish the process.

Next

The IDEXX VetLab Station will begin uploading your patients' diagnostic history without interfering with normal use. The entire upload process may take a few hours. Once it's complete, you can begin viewing in-house results on VetConnect PLUS.

Questions? Call 1-888-433-9987.



Έτοιμο!

IDEXX VetConnect⁺PLUS

Congratulations!

- Go to VetConnect PLUS to access your most recent results

[Go to VetConnect PLUS](#)





2^o Βήμα – Ενεργοποίηση IVLS

Settings

SmartService

VetConnect PLUS

Practice Management

Time and Date

Practice Info

Reports

Report Header

New Results Alert

Printers

Sample ID

Home Screen

Language

Units

VetConnect PLUS

IDEXX VetConnect PLUS is a web-based interface that will collect and display all your IDEXX diagnostic results, available for any pet in real-time. VetConnect PLUS will provide alerts when results are ready, so you no longer have to check to see if/when information is available. The results will be provided in a consistent format to help you reach a diagnosis and treatment decision more quickly and effectively. VetConnect PLUS will also provide tools to easily communicate IDEXX diagnostic results in a format that pet owners will understand.

Activate VetConnect PLUS



Ενεργοποίηση IVLS

VetConnect PLUS Agreement

IDEXX VetConnect PLUS Service

Acknowledgment regarding Third Party Services Provided by Google

NOTICE TO USER: PLEASE READ THIS AGREEMENT CAREFULLY BEFORE INDICATING YOUR ACCEPTANCE BELOW. BY CLICKING "ACCEPT" BELOW YOU, AND THE ENTITY YOU REPRESENT, ACCEPT THE FOLLOWING TERMS AND CONDITIONS. YOU AGREE THAT THIS AGREEMENT IS ENFORCEABLE LIKE ANY WRITTEN NEGOTIATED AGREEMENT SIGNED BY YOU. IF YOU DO NOT AGREE, [PLEASE SELECT "DECLINE" BELOW].

To enable your use of the VetConnect PLUS on-line service (the "VetConnect PLUS Service"), IDEXX Distribution, Inc., d/b/a IDEXX Computer Systems ("IDEXX", "we" or "us") will make use of a web-based application infrastructure and data storage service provided by Google Inc. ("Google"), a third-party provider of such services. Accordingly, by using the VetConnect PLUS Service, you acknowledge, consent to, the transfer and continued storage of your diagnostic practice data by Google.

The storage of your diagnostic data by Google shall be subject to the Google privacy policy, available at <http://code.google.com/appengine/privacy.html>, and IDEXX's Privacy Policy Statement, which is set forth below and also available at http://www.idexx.com/view/xhtml/en_us/corporate/common/privacy-policy.jsf.

In addition to the terms and conditions set forth in this Acknowledgment, your use of the VetConnect PLUS Service will be subject to IDEXX's then-current terms and conditions applicable to your use of

I agree **I disagree** **Print**



Ενεργοποίηση IVLS

VetConnect PLUS

Please enter your VetConnect PLUS user ID and password.
(Note: In many cases, this is the same as your VetConnect.com user ID and password or your IDEXX Single Sign On user ID and password.)

User ID

Password

Pre-created credentials:
User: SAP ID
Password: idexx123

Next

Cancel

12:08 PM

- User ID & passwords (Αυτά που λάβατε)
- SAP number/idexx123
- Αυτόματη απενεργοποίηση IVLS μετά απο 14 ημέρες χωρίς σύνδεση



Ενεργοποίηση IVLS

The screenshot shows the VetConnect PLUS login screen. At the top left, there is a home icon and the text 'VetConnect: PLUS'. At the top right, there is a help icon and the time '12:12 PM'. The main text reads: 'Please enter your VetConnect PLUS user ID and password. (Note: In many cases, this is the same as your VetConnect.com user ID and password or your IDEXX Single Sign On user ID and password.)'. Below this, there are two input fields: 'User ID' containing 'teststephannl' and 'Password' containing a masked password. To the right of the input fields are two buttons: 'Next' and 'Cancel'. A modal dialog box is displayed in the center, titled 'Success', with the message 'You have successfully activated VetConnect PLUS.' and an 'OK' button. At the bottom of the screen, there is a virtual keyboard with various keys including '+', '!', '@', '#', '\$', '%', '^', '&', '*', '-', '?', '<', '>', '1', '2', '3', '4', '5', '6', '7', '8', '9', '0', '-', 'Tab', 'q', 'w', 'e', 'r', 't', 'y', 'u', 'i', 'o', 'p', 'Back', 'CAPS', 'a', 's', 'd', 'f', 'g', 'h', 'j', 'k', 'l', ';', 'Shift', 'z', 'x', 'c', 'v', 'b', 'n', 'm', ',', '.', 'Space'.



Δοκιμή Σύνδεσης

Settings

SmartService

VetConnect PLUS

Practice Management

Time and Date

Practice Info

Reports

Report Header

New Results Alert

Printers

Sample ID

Home Screen

Language

Units

VetConnect PLUS

IDEXX VetConnect PLUS is a web-based interface that will collect and display all your IDEXX diagnostic results, available for any pet in real-time. VetConnect PLUS will provide alerts when results are ready, so you no longer have to check to see if/when information is available. The results will be provided in a consistent format to help you reach a diagnosis and treatment decision more quickly and effectively. VetConnect PLUS will also provide tools to easily communicate IDEXX diagnostic results in a format that pet owners will understand.

Deactivate VetConnect PLUS

Test Connection



Δοκιμή Σύνδεσης

The screenshot shows the 'Settings' page of the IDEXX VetConnect PLUS interface. The left sidebar contains the following menu items: SmartService, VetConnect PLUS (highlighted), Practice Management, Time and Date, Practice Info, Reports, Report Header, New Results Alert, Printers, Sample ID, Home Screen, Language, and Units. The main content area is titled 'VetConnect PLUS' and contains a text box explaining the service. A modal dialog box titled 'Test Connection' is displayed in the center, showing the message 'Test successful.' and an 'OK' button. Below the dialog box, there are two buttons: 'Deactivate VetConnect PLUS' and 'Test Connection'.

Settings

SmartService

VetConnect PLUS

Practice Management

Time and Date

Practice Info

Reports

Report Header

New Results Alert

Printers

Sample ID

Home Screen

Language

Units

VetConnect PLUS

IDEXX VetConnect PLUS is a web-based interface that will collect and display all your IDEXX diagnostic results, available for any pet in real-time. VetConnect PLUS will provide alerts when results are ready, so you no longer have to check to see if/when information is available. The results will be provided in a consistent format to help you quickly and effectively. VetConnect PLUS displays IDEXX diagnostic results in a

Test Connection

Test successful.

OK

Deactivate VetConnect PLUS

Test Connection



Αποθήκευση Στοιχείων



Αποθήκευση στο Google cloud

- Τα στοιχεία για το VetConnect PLUS αποθηκεύονται στο Cloud
- Η IDEXX έχει συμβληθεί με την Google για την αποθήκευση και διαχείριση των στοιχείων για το VetConnect PLUS
- Η IDEXX συντηρεί το site, αλλά η Google είναι υπεύθυνη για τη δομή που υποστηρίζει το VetConnect Plus





Ευαίσθητα Προσωπικά Δεδομένα



Το VetConnect Plus δεν απαιτεί ευαίσθητα προσωπικά δεδομένα όπως διεύθυνση / τηλ ιδιοκτήτη κλπ
Οι κλινικές πρέπει να φροντίσουν ώστε να μην περιλαμβάνουν στις φόρμες ευαίσθητα προσωπικά δεδομένα



Μεταφορά στοιχείων

- Η μεταφορά στοιχείων από το IVLS στο Google cloud διαρκεί περίπου **15 δευτερόλεπτα ανά δείγμα**
 - Κάθε αποτέλεσμα του αναλυτεί θεωρείται 1 δείγμα
- Τα στοιχεία αποθηκεύονται με τη σειρά **“Last in, First out”**
- Μια μέση κλινική έχει αποθηκευμένα στοιχεία για περίπου 10,000 δείγματα
 - Αυτό σημαίνει διάρκεια μεταφοράς στοιχείων περίπου 41 ώρες
- Η μεγαλύτερη κλινική διαθέτει βάση με περίπου 200,000 δείγματα
 - Αυτό σημαίνει διάρκεια μεταφοράς στοιχείων περίπου 4 εβδομάδες
- Όλα τα στοιχεία απο το IVLS θα μεταφερθούν στο VetConnect PLUS – **1 αποτέλεσμα περίπου 14kb**



Demo

www.vetconnectplus.com

Username: ivlsdemo

Password: ivlsdemo



**KEEP
CALM
AND
ACTIVATE
VC+**